

Lagrange Multipliers

P. Sam Johnson

**National Institute of Technology Karnataka (NITK)
Surathkal, Mangalore, India**



Overview

Sometimes we need to find the extreme values of a function whose domain is constrained to lie within some particular subset of the plane – a disk, for example, a closed triangular region, or along a curve.

In this lecture, we explore a powerful method for finding extreme values of constrained functions : the method of *Lagrange multipliers*.

Joseph Louis Lagrange (1736-1813)



Joseph-Louis Lagrange (25 January 1736 – 10 April 1813) was an Italian Enlightenment Era mathematician and astronomer. He made significant contributions to the fields of analysis, number theory, and both classical and celestial mechanics.

Constrained Maxima and Minima

We first consider a problem where a constrained minimum can be found by eliminating a variable.

Example 1.

Find the point $P(x, y, z)$ on the plane $2x + y - z - 5 = 0$ that is closest to the origin.

Solution : The problem asks us to find the minimum value of the function

$$\begin{aligned} |OP| &= \sqrt{(x-0)^2 + (y-0)^2 + (z-0)^2} \\ &= \sqrt{x^2 + y^2 + z^2} \end{aligned}$$

subject to the constraint that

$$2x + y - z - 5 = 0.$$

Solution (contd...)

Since $|OP|$ has a minimum value wherever the function

$$f(x, y, z) = x^2 + y^2 + z^2$$

has a minimum value, we may solve the problem by finding the minimum value of $f(x, y, z)$ subject to the constraint $2x + y - z - 5 = 0$ (thus avoiding square roots).

If we regard x and y as the independent variables in this equation and write z as

$$z = 2x + y - 5,$$

our problem reduces to one of finding the points (x, y) at which the function

$$h(x, y) = f(x, y, 2x + y - 5) = x^2 + y^2 + (2x + y - 5)^2$$

has its minimum value or values.

Solution (contd...)

Since the domain of h is the entire xy -plane, the First Derivative Test tells us that any minima that h might have must occur at points where

$$h_x = 2x + 2(2x + y - 5)(2) = 0, \quad h_y = 2y + 2(2x + y - 5) = 0.$$

This leads to

$$10x + 4y = 20, \quad 4x + 4y = 10,$$

and the solution

$$x = \frac{5}{3}, \quad y = \frac{5}{6}.$$

Solution (contd...)

We may apply a geometric argument together with the Second Derivative Test to show that these values minimize h .

The z -coordinate of the corresponding point on the plane $z = 2x + y - 5$ is

$$z = 2 \left(\frac{5}{3} \right) + \frac{5}{6} - 5 = -\frac{5}{6}.$$

Therefore, the point we seek is

$$\text{Closest point : } P \left(\frac{5}{3}, \frac{5}{6}, -\frac{5}{6} \right).$$

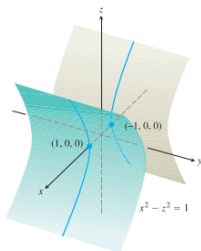
The distance from P to the origin is $5/\sqrt{6} \approx 2.04$.

Reason for learning the new method

Attempts to solve a constrained maximum or minimum problem by substitution do not always go smoothly, which is illustrated in the following example.

Example 2.

Find the points on the hyperbolic cylinder $x^2 - z^2 - 1 = 0$ that are closest to the origin.



Solution

We seek the points on the cylinder closest to the origin. These are the points whose coordinates minimize the value of the function

$$f(x, y, z) = x^2 + y^2 + z^2 \quad \text{Square of the distance}$$

subject to the constraint that $x^2 - z^2 - 1 = 0$. If we regard x and y as independent variables in the constraint equation, then

$$z^2 = x^2 - 1$$

and the values of $f(x, y, z) = x^2 + y^2 + z^2$ on the cylinder are given by the function

$$h(x, y) = x^2 + y^2 + (x^2 - 1) = 2x^2 + y^2 - 1.$$

Solution (contd...)

To find the points on the cylinder whose coordinates minimize f , we look for the points in the xy -plane whose coordinates minimize h .

The only extreme value of h occurs where

$$h_x = 4x = 0 \quad \text{and} \quad h_y = 2y = 0,$$

that is, at the point $(0, 0)$.

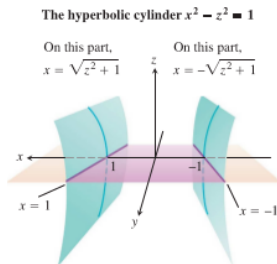
But there are no points on the cylinder where both x and y are zero. What went wrong?

What happened was that the First Derivative Test found (as it should have) the point in the domain of h where h has a minimum value.

We, on the other hand, want the points on the cylinder where h has a minimum value.

Solution (contd...)

Although the domain of h is the entire xy -plane, the domain from which we can select the first two coordinates of the points (x, y, z) on the cylinder is restricted to the **shadow** of the cylinder on the xy -plane; it does not include the band between the lines $x = -1$ and $x = 1$.



The region in the xy -plane from which the first two coordinates of the points (x, y, z) on the hyperbolic cylinder $x^2 - z^2 = 1$ are selected excludes the band $-1 < x < 1$ in the xy -plane.

Solution (contd...)

We can avoid this problem if we treat y and z as independent variables (instead of x and y) and express x in terms of y and z as

$$x^2 = z^2 + 1.$$

With this substitution, $f(x, y, z) = x^2 + y^2 + z^2$ becomes

$$k(y, z) = (z^2 + 1) + y^2 + z^2 = 1 + y^2 + 2z^2$$

and we look for the points where k takes on its smallest value. The domain of k in the yz -plane now matches the domain from which we select the y - and z -coordinates of the points (x, y, z) on the cylinder.

Hence, the points that minimize k in the plane will have corresponding points on the cylinder.

Solution (contd...)

The smallest values of k occur where

$$k_y = 2y = 0 \quad \text{and} \quad k_z = 4z = 0,$$

or where $y = z = 0$. This leads to

$$x^2 = z^2 + 1 = 1, \quad x = \pm 1.$$

The corresponding points on the cylinder are $(\pm 1, 0, 0)$. We can see from the inequality

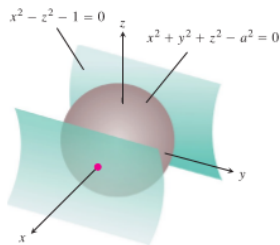
$$k(y, z) = 1 + y^2 + 2z^2 \geq 1$$

that the points $(\pm 1, 0, 0)$ give a minimum value for k .

We can also see that the minimum distance from the origin to a point on the cylinder is 1 unit.

Another Solution

Another way to find the points on the cylinder closest to the origin is to imagine a small sphere centered at the origin expanding like a soap bubble until it just touches the cylinder.



A sphere expanding like a soap bubble centered at the origin until it just touches the hyperbolic cylinder $x^2 - z^2 - 1 = 0$.

Another Solution (contd...)

At each point of contact, the cylinder and sphere have the same tangent plane and normal line. Therefore, if the sphere and cylinder are represented as the level surface obtained by setting

$$f(x, y, z) = x^2 + y^2 + z^2 - a^2 \quad \text{and} \quad g(x, y, z) = x^2 - z^2 - 1$$

equal to 0, then the gradients ∇f and ∇g will be parallel where the surfaces touch. At any point of contact, we should therefore be able to find a scalar λ such that

$$\nabla f = \lambda \nabla g,$$

or

$$2x\mathbf{i} + 2y\mathbf{j} + 2z\mathbf{k} = \lambda(2x\mathbf{i} - 2z\mathbf{k}).$$

Another Solution (contd...)

Thus, the coordinates $x, y,$ and z of any point of tangency will have to satisfy the three scalar equations

$$2x = 2\lambda x, \quad 2y = 0, \quad 2z = -2\lambda z.$$

For what values of λ will a point (x, y, z) whose coordinates satisfy these scalar equations also lie on the surface $x^2 - z^2 - 1 = 0$?

To answer this question, we use our knowledge that no point on the surface has a zero x -coordinate to conclude that $x \neq 0$. Hence, $2x = 2\lambda x$ only if

$$2 = 2\lambda, \quad \text{or} \quad \lambda = 1.$$

Another Solution (contd...)

For $\lambda=1$, the equation $2z = -2\lambda z$ becomes $2z = -2z$. If this equation is to be satisfied as well, z must be zero.

Since $y = 0$ also (from the equation $2y = 0$), we conclude that the points we seek all have coordinates of the form

$$(x, 0, 0).$$

What points on the surface $x^2 - z^2 = 1$ have coordinates of this form?
The answer is the points $(x, 0, 0)$ for which

$$x^2 - (0)^2 = 1, \quad x^2 = 1, \quad \text{or} \quad x = \pm 1.$$

The points on the cylinder closest to the origin are the points $(\pm 1, 0, 0)$.

The Method of Lagrange Multipliers

In Solution 2 of example (2), we used the **method of Lagrange multipliers**.

The method says that the extreme values of a function $f(x, y, z)$ whose variables are subject to a constraint $g(x, y, z) = 0$ are to be found on the surface $g = 0$ among the points where

$$\nabla f = \lambda \nabla g$$

for some scalar λ (called a **Lagrange multiplier**).

The Orthogonal Gradient Theorem

To explore the method further and see why it works, we first make the following observation, which we state as a theorem.

Theorem 3 (The Orthogonal Gradient Theorem).

Suppose that $f(x, y, z)$ is differentiable in a region whose interior contains a smooth curve

$$C : \quad \mathbf{r}(t) = g(t)\mathbf{i} + h(t)\mathbf{j} + k(t)\mathbf{k}.$$

If P_0 is a point on C where f has a local maximum or minimum relative to its values on C , then ∇f is orthogonal to C at P_0 .

Proof of Orthogonal Gradient Theorem

We show that ∇f is orthogonal to the curve's velocity vector at P_0 .

The values of f on C are given by the composite $f(g(t), h(t), k(t))$, whose derivative with respect to t is

$$\frac{df}{dt} = \frac{\partial f}{\partial x} \frac{dg}{dt} + \frac{\partial f}{\partial y} \frac{dh}{dt} + \frac{\partial f}{\partial z} \frac{dk}{dt} = \nabla f \cdot \mathbf{v}.$$

At any point P_0 where f has a local maximum or minimum relative to its values on the curve, $df/dt = 0$, so

$$\nabla f \cdot \mathbf{v} = 0.$$

Consequence of Orthogonal Gradient Theorem

By dropping the z -terms in Orthogonal Gradient Theorem, we obtain a similar result for functions of two variables.

Corollary 4.

At the points on a smooth curve

$$r(t) = g(t)\mathbf{i} + h(t)\mathbf{j}$$

where a differentiable function $f(x, y)$ takes on its local maxima and minima relative to its values on the curve, $\nabla f \cdot \mathbf{v} = 0$, where $\mathbf{v} = dr/dt$.

Method of Lagrange Multipliers

Orthogonal Gradient Theorem is the key to the method of Lagrange multipliers. Suppose that $f(x, y, z)$ and $g(x, y, z)$ are differentiable and that P_0 is a point on the surface $g(x, y, z) = 0$ where f has a local maximum or minimum value relative to its other values on the surface.

We assume also that $\nabla g \neq \mathbf{0}$ at points on the surface $g(x, y, z) = 0$. Then f takes on a local maximum or minimum at P_0 relative to its values on every differentiable curve through P_0 on the surface $g(x, y, z) = 0$.

Therefore, ∇f is orthogonal to the velocity vector of every such differentiable curve through P_0 . So is ∇g , moreover (because ∇g is orthogonal to the level surface $g = 0$).

Therefore, at P_0 , ∇f is some scalar multiple λ of ∇g .

The Method of Lagrange Multipliers

Suppose that $f(x, y, z)$ and $g(x, y, z)$ are differentiable and $\nabla g \neq \mathbf{0}$ when $g(x, y, z) = 0$. To find the local maximum and minimum values of f subject to the constraint $g(x, y, z) = 0$ (if these exist), find the values of x, y, z , and λ that simultaneously satisfy the equations

$$\nabla f = \lambda \nabla g \quad \text{and} \quad g(x, y, z) = 0. \quad (1)$$

For functions of two independent variables, the condition is similar, but without the variable z .

The Method of Lagrange Multipliers

Some care must be used in applying this method. An extreme value may not actually exist.

The condition $\nabla f = \lambda \nabla g$ is not sufficient :

Although $\nabla f = \lambda \nabla g$ is a necessary condition for the occurrence of an extreme value of $f(x, y)$ subject to the conditions $g(x, y) = 0$ and $\nabla g \neq \mathbf{0}$, it does not in itself guarantee that one exists. As a case in point, try using the method of Lagrange multipliers to find a maximum value of $f(x, y) = x + y$ subject to the constraint that $xy = 16$.

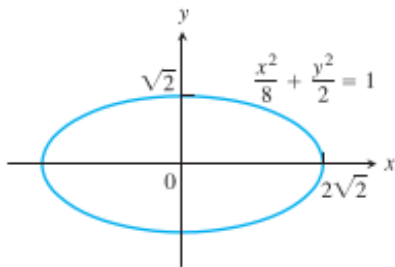
The method will identify the two points $(4, 4)$ and $(-4, -4)$ as candidates for the location of extreme values. Yet the sum $(x + y)$ has no maximum value on the hyperbola $xy = 16$. The farther you go from the origin on this hyperbola in the first quadrant, the larger the sum $f(x, y) = x + y$ becomes.

Example

The following example shows how to find the largest and smallest values of the product xy on this ellipse.

Example 5.

Find the greatest and smallest values that the function $f(x, y) = xy$ takes on the ellipse $\frac{x^2}{8} + \frac{y^2}{2} = 1$.



Solution

We want to find the extreme values of $f(x, y) = xy$ subject to the constraint

$$g(x, y) = \frac{x^2}{8} + \frac{y^2}{2} - 1 = 0.$$

To do so, we first find the values of x, y , and λ for which

$$\nabla f = \lambda \nabla g \quad \text{and} \quad g(x, y) = 0.$$

The gradient equation gives

$$y\mathbf{i} + x\mathbf{j} = \frac{\lambda}{4}x\mathbf{i} + \lambda y\mathbf{j},$$

from which we find

$$y = \frac{\lambda}{4}x, \quad x = \lambda y, \quad \text{and} \quad y = \frac{\lambda}{4}(\lambda y) = \frac{\lambda^2}{4}y,$$

so that $y = 0$ or $\lambda = \pm 2$. We now consider these two cases.

Solution (contd...)

Case 1: If $y = 0$, then $x = y = 0$. But $(0, 0)$ is not on the ellipse. Hence, $y \neq 0$.

Case 2: If $y \neq 0$, then $\lambda = \pm 2$ and $x = \pm 2y$. Substituting this in the equation $g(x, y) = 0$ gives

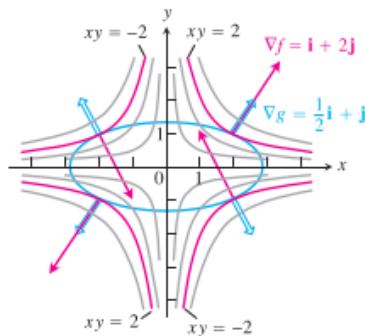
$$\frac{(\pm 2y)^2}{8} + \frac{y^2}{2} = 1, \quad 4y^2 + 4y^2 = 8 \quad \text{and} \quad y = \pm 1.$$

The function $f(x, y) = xy$ therefore takes on its extreme values on the ellipse at the four points $(\pm 2, 1)$, $(\pm 2, -1)$.

The extreme values are $xy = 2$ and $xy = -2$.

The Geometry of the Solution

The level curves of the function $f(x, y) = xy$ are the hyperbolas $xy = c$.



When subjected to the constraint $g(x, y) = x^2/8 + y^2/2 - 1 = 0$, the function $f(x, y) = xy$ takes on extreme values at the four points $(\pm 2, \pm 1)$.

These are the points on the ellipse when ∇f (red) is a scalar multiple of ∇g (blue).

The Geometry of the Solution (contd...)

The farther the hyperbolas lie from the origin, the larger the absolute value of f . We want to find the extreme values of $f(x, y)$, given that the point (x, y) also lies on the ellipse $x^2 + 4y^2 = 8$. Which hyperbolas intersecting the ellipse lie farthest from the origin?

The hyperbolas that just graze the ellipse, the ones that are tangent to it, are furthest. At these points, any vector normal to the hyperbola is normal to the ellipse, so $\nabla f = y\mathbf{i} + x\mathbf{j}$ is a multiple ($\lambda = \pm 2$) of $\nabla g = (x/4)\mathbf{i} + y\mathbf{j}$. At the point $(2, 1)$, for example,

$$\nabla f = \mathbf{i} + 2\mathbf{j}, \quad \nabla g = \frac{1}{2}\mathbf{i} + \mathbf{j}, \quad \text{and} \quad \nabla f = 2\nabla g.$$

At the point $(-2, 1)$,

$$\nabla f = \mathbf{i} - 2\mathbf{j}, \quad \nabla g = -\frac{1}{2}\mathbf{i} + \mathbf{j}, \quad \text{and} \quad \nabla f = -2\nabla g.$$

Example

Example 6.

Find the maximum and minimum values of the function $f(x, y) = 3x + 4y$ on the circle $x^2 + y^2 = 1$.

Solution : We model this as a Lagrange multiplier problem with

$$f(x, y) = 3x + 4y, \quad g(x, y) = x^2 + y^2 - 1$$

and look for the values of $x, y,$ and λ that satisfy the equations

$$\nabla f = \lambda \nabla g : \quad 3\mathbf{i} + 4\mathbf{j} = 2x\lambda\mathbf{i} + 2y\lambda\mathbf{j}$$

$$g(x, y) = 0 : \quad x^2 + y^2 - 1 = 0.$$

The gradient equation in Equations $\nabla f = \lambda \nabla g$ and $g(x, y, z) = 0$ implies that $\lambda \neq 0$ and gives

$$x = \frac{3}{2\lambda}, \quad y = \frac{2}{\lambda}.$$

Solution (contd...)

These equations tell us, among other things, that x and y have the same sign. With these values for x and y , the equation $g(x, y) = 0$ gives

$$\left(\frac{3}{2\lambda}\right)^2 + \left(\frac{2}{\lambda}\right)^2 - 1 = 0,$$

so

$$\frac{9}{4\lambda^2} + \frac{4}{\lambda^2} = 1, \quad 9 + 16 = 4\lambda^2, \quad 4\lambda^2 = 25, \quad \text{and} \quad \lambda = \pm\frac{5}{2}.$$

Thus,

$$x = \frac{3}{2\lambda} = \pm\frac{3}{5}, \quad y = \frac{2}{\lambda} = \pm\frac{4}{5},$$

and $f(x, y) = 3x + 4y$ has extreme values at $(x, y) = \pm(3/5, 4/5)$.

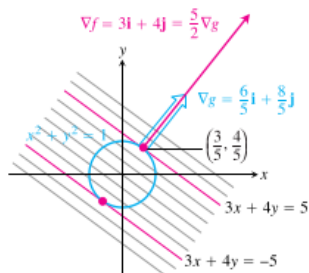
Solution (contd...)

By calculating the value of $3x + 4y$ at the points $\pm(3/5, 4/5)$, we see that its maximum and minimum values on the circle $x^2 + y^2 = 1$ are

$$3\left(\frac{3}{5}\right) + 4\left(\frac{4}{5}\right) = \frac{25}{5} = 5 \quad \text{and} \quad 3\left(-\frac{3}{5}\right) + 4\left(-\frac{4}{5}\right) = -\frac{25}{5} = -5.$$

The Geometry of the Solution

The level curves of $f(x, y) = 3x + 4y$ are the lines $3x + 4y = c$.



The function $f(x, y) = 3x + 4y$ takes on its largest value on the unit circle $g(x, y) = x^2 + y^2 - 1 = 0$ at the point $(3/5, 4/5)$ and its smallest value at the point $(-3/5, -4/5)$. At each of these points, ∇f is a scalar multiple of ∇g . The figure shows the gradients at the first point but not the second.

The Geometry of the Solution (contd...)

The farther the lines lie from the origin, the larger the absolute value of f . We want to find the extreme values of $f(x, y)$ given that the point (x, y) also lies on the circle $x^2 + y^2 = 1$.

Which lines intersecting the circle lie farthest from the origin?

The lines tangent to the circle are farthest. At the points of tangency, any vector normal to the line is normal to the circle, so the gradient $\nabla f = 3\mathbf{i} + 4\mathbf{j}$ is a multiple ($\lambda = \pm 5/2$) of the gradient $\nabla g = 2x\mathbf{i} + 2y\mathbf{j}$.

At the point $(3/5, 4/5)$, for example,

$$\nabla f = 3\mathbf{i} + 4\mathbf{j}, \quad \nabla g = \frac{6}{5}\mathbf{i} + \frac{8}{5}\mathbf{j}, \quad \text{and} \quad \nabla f = \frac{5}{2}\nabla g.$$

Lagrange Multipliers with two Constraints

Many problems require us to find the extreme values of a differentiable function $f(x, y, z)$ whose variables are subject to two constraints. If the constraints are

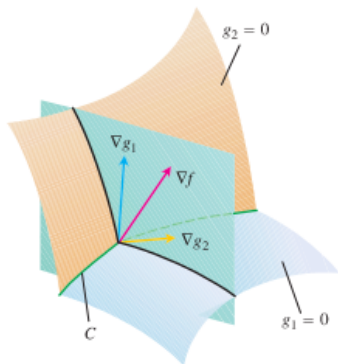
$$g_1(x, y, z) = 0 \quad \text{and} \quad g_2(x, y, z) = 0$$

and g_1 and g_2 are differentiable, with ∇g_1 not parallel to ∇g_2 , we find the constrained local maxima and minima of f by introducing two Lagrange multipliers λ and μ . That is, we locate the points $P(x, y, z)$ where f takes on its constrained extreme values by finding the values of $x, y, z, \lambda,$ and μ that simultaneously satisfy the equations

$$\nabla f = \lambda \nabla g_1 + \mu \nabla g_2, \quad g_1(x, y, z) = 0, \quad g_2(x, y, z) = 0 \quad (2)$$

Lagrange Multipliers with two Constraints

Equations (2) have a nice geometric interpretation. The surfaces $g_1 = 0$ and $g_2 = 0$ (usually) intersect in a smooth curve, say C .



Lagrange Multipliers with two Constraints

Along this curve we seek the points where f has local maximum and minimum values relative to its other values on the curve. These are the points where ∇f is normal to C .

But ∇g_1 and ∇g_2 are also normal to C at these points because C lies in the surfaces $g_1 = 0$ and $g_2 = 0$.

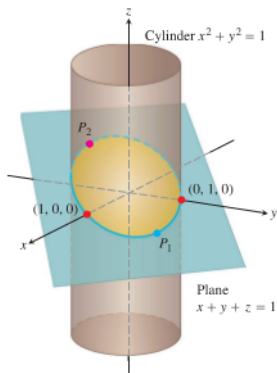
Therefore, ∇f lies in the plane determined by ∇g_1 and ∇g_2 , which means that $\nabla f = \lambda \nabla g_1 + \mu \nabla g_2$ for some λ and μ .

Since the points we seek also lie in both surfaces, their coordinates must satisfy the equations $g_1(x, y, z) = 0$ and $g_2(x, y, z) = 0$, which are the remaining requirements in Equations (2).

Example

Example 7.

The plane $x + y + z = 1$ cuts the cylinder $x^2 + y^2 = 1$ in an ellipse. Find the points on the ellipse that lie closest to and farthest from the origin.



Solution

We find the extreme values of

$$f(x, y, z) = x^2 + y^2 + z^2$$

(the square of the distance from (x, y, z) to the origin) subject to the constraints

$$g_1(x, y, z) = x^2 + y^2 - 1 = 0 \quad (3)$$

$$g_2(x, y, z) = x + y + z - 1 = 0. \quad (4)$$

The gradient equation in Equations (2) then gives

$$\nabla f = \lambda \nabla g_1 + \mu \nabla g_2$$

$$2x\mathbf{i} + 2y\mathbf{j} + 2z\mathbf{k} = \lambda(2x\mathbf{i} + 2y\mathbf{j}) + \mu(\mathbf{i} + \mathbf{j} + \mathbf{k})$$

$$2x\mathbf{i} + 2y\mathbf{j} + 2z\mathbf{k} = (2\lambda x + \mu)\mathbf{i} + (2\lambda y + \mu)\mathbf{j} + \mu\mathbf{k}$$

or

$$2x = 2\lambda x + \mu, \quad 2y = 2\lambda y + \mu, \quad 2z = \mu. \quad (5)$$

Solution (contd...)

The scalar equations in Equations (5) yield

$$\begin{aligned}2x &= 2\lambda x + 2z \implies (1 - \lambda)x = z, \\2y &= 2\lambda y + 2z \implies (1 - \lambda)y = z.\end{aligned}\tag{6}$$

Equations (6) are satisfied simultaneously if either $\lambda = 1$ and $z = 0$ or $\lambda \neq 1$ and $x = y = z/(1 - \lambda)$. If $z = 0$, then solving Equations (3) and (4) simultaneously to find the corresponding points on the ellipse gives the two points $(1, 0, 0)$ and $(0, 1, 0)$. This makes sense when you look at the Figure. If $x = y$, then Equations (3) and (4) give

$$\begin{aligned}x^2 + x^2 - 1 &= 0 & x + x + z - 1 &= 0 \\2x^2 &= 1 & z &= 1 - 2x \\x &= \pm \frac{\sqrt{2}}{2} & z &= 1 \mp \sqrt{2}.\end{aligned}$$

Solution (contd...)

The corresponding points on the ellipse are

$$P_1 = \left(\frac{\sqrt{2}}{2}, \frac{\sqrt{2}}{2}, 1 - \sqrt{2} \right) \quad \text{and} \quad P_2 = \left(-\frac{\sqrt{2}}{2}, -\frac{\sqrt{2}}{2}, 1 + \sqrt{2} \right).$$

Here we need to be careful, however. Although P_1 and P_2 both give local maxima of f on the ellipse, P_2 is farther from the origin than P_1 .

The points on the ellipse closest to the origin are $(1,0,0)$ and $(0,1,0)$. The point on the ellipse farthest from the origin is P_2 .

Two Independent Variables with One Constraint

Exercise 8.

1. Extrema on a circle : *Find the extreme values of $f(x, y) = xy$ subject to the constraint $g(x, y) = x^2 + y^2 - 10 = 0$.*
2. Constrained minimum : *Find the points on the curve $xy^2 = 54$ nearest the origin.*
3. Use the method of Lagrange multipliers to find
 - (a) Minimum on a hyperbola : *The minimum value of $x + y$, subject to the constraints $xy = 16$, $x > 0$, $y > 0$.*
 - (b) Maximum on a line : *The maximum value of xy , subject to the constraint $x + y = 16$.*

Comment on the geometry of each solution.

4. Minimum surface area with fixed volume : *Find the dimensions of the closed right circular cylindrical can of smallest surface area whose volume is $16\pi\text{cm}^3$.*

Solution for (1.) and (2.) in Exercise 8

- $\nabla f = y\mathbf{i} + x\mathbf{j}$ and $\nabla g = 2x\mathbf{i} + 2y\mathbf{j}$ so that
 $\nabla f = \lambda \nabla g \Rightarrow y\mathbf{i} + x\mathbf{j} = \lambda(2x\mathbf{i} + 2y\mathbf{j}) \Rightarrow y = 2x\lambda$ and $x = 2y\lambda \Rightarrow x = 4x\lambda^2 \Rightarrow x = 0$ or $\lambda = \pm \frac{1}{2}$.
CASE 1: If $x = 0$, then $y = 0$. But $(0, 0)$ is not on the circle $x^2 + y^2 - 10 = 0$ so $x \neq 0$.
Case 2:
 $x \neq 0 \Rightarrow \lambda = \pm \frac{1}{2} \Rightarrow y = 2x(\pm \frac{1}{2}) = \pm x \Rightarrow x^2 + (\pm x)^2 - 10 = 0 \Rightarrow x = \pm\sqrt{5} \Rightarrow y = \pm\sqrt{5}$.
Therefore f takes on its extreme values at $(\pm\sqrt{5}, \sqrt{5})$ and $(\pm\sqrt{5}, -\sqrt{5})$. The extreme values of f on the circle are 5 and -5.
- We optimize $f(x, y) = x^2 + y^2$, the square of the distance to the origin, subject to the constraint $g(x, y) = xy^2 - 54 = 0$. Thus $\nabla f = 2x\mathbf{i} + 2y\mathbf{j}$ and $\nabla g = y^2\mathbf{i} + 2xy\mathbf{j}$ so that
 $\nabla f = \lambda \nabla g \Rightarrow 2x\mathbf{i} + 2y\mathbf{j} = \lambda(y^2\mathbf{i} + 2xy\mathbf{j}) \Rightarrow 2x = \lambda y^2$ and $2y = 2\lambda xy$.
CASE 1: If $y = 0$, then $x = 0$. But $(0, 0)$ does not satisfy the constraint $xy^2 = 54$ so $y \neq 0$.
CASE 2: If $y \neq 0$, then $2 = 2\lambda x \Rightarrow x = \frac{1}{\lambda} \Rightarrow 2(\frac{1}{\lambda}) = \lambda y^2 \Rightarrow y^2 = \frac{2}{\lambda^2}$. Then
 $xy^2 = 54 \Rightarrow (\frac{1}{\lambda})(\frac{2}{\lambda^2}) = 54 \Rightarrow \lambda^3 = \frac{1}{27} \Rightarrow \lambda = \frac{1}{3} \Rightarrow x = 3$ and $y^2 = 18 \Rightarrow y = \pm 3\sqrt{2}$.
Therefore $(3, \pm 3\sqrt{2})$ are the points on the curve $xy^2 = 54$ nearest the origin (since $xy^2 = 54$ has points increasingly far away as y gets close to 0, no points are farthest away).

Solution for (3.) in Exercise 8

3. (a) $\nabla f = \mathbf{i} + \mathbf{j}$ and $\nabla g = y\mathbf{i} + x\mathbf{j}$ so that
 $\nabla f = \lambda \nabla g \Rightarrow \mathbf{i} + \mathbf{j} = \lambda(y\mathbf{i} + x\mathbf{j}) \Rightarrow 1 = \lambda y$ and $1 = \lambda x \Rightarrow y = \frac{1}{\lambda}$ and $x = \frac{1}{\lambda} \Rightarrow \frac{1}{\lambda^2} = 16 \Rightarrow \lambda = \pm \frac{1}{4}$. Use $\lambda = \frac{1}{4}$ since $x > 0$ and $y > 0$.
Then $x = 4$ and $y = 4 \Rightarrow$ the minimum value is 8 at the point (4, 4).
Now, $xy = 16$, $x > 0$, $y > 0$ is a branch of a hyperbola in the first quadrant with the x - and y -axes as asymptotes. The equations $x + y = c$ give a family of parallel lines with $m = -1$. As these lines move away from the origin, the number c increases. Thus the minimum value of c occurs where $x + y = c$ is tangent to the hyperbola's branch.
- (b) $\nabla f = y\mathbf{i} + x\mathbf{j}$ and $\nabla g = \mathbf{i} + \mathbf{j}$ so that $\nabla f = \lambda \nabla g \Rightarrow y\mathbf{i} + x\mathbf{j} = \lambda(\mathbf{i} + \mathbf{j}) \Rightarrow y = \lambda = xy + y = 16 \Rightarrow y = 8 \Rightarrow x = 8 \Rightarrow f(8, 8) = 64$ is the maximum value. The equations $xy = c$ ($x > 0$ and $y > 0$ or $x < 0$ and $y < 0$ to get a maximum value) give a family of hyperbolas in the first and third quadrants with the x - and y -axes as asymptotes. The maximum value of c occurs where the hyperbola $xy = c$ is tangent to the line $x + y = 16$.

Solution for (4.) in Exercise 8

4. $V = \pi r^2 h \Rightarrow 16\pi = \pi r^2 h \Rightarrow 16 = r^2 h \Rightarrow g(r, h) = r^2 h - 16$;
 $S = 2\pi r h + 2\pi r^2 \Rightarrow \nabla S = (2\pi h + 4\pi r)\mathbf{i} + 2\pi r\mathbf{j}$ and $\nabla g = 2rh\mathbf{i} + r^2\mathbf{j}$ so that
 $\nabla S = \lambda \nabla g \Rightarrow (2\pi r h + 4\pi r)\mathbf{i} + 2\pi r\mathbf{j} = \lambda(2rh\mathbf{i} + r^2\mathbf{j}) \Rightarrow 2\pi r h + 4\pi r = 2rh\lambda$ and
 $2\pi r = \lambda r^2 \Rightarrow r = 0$ or $\lambda = \frac{2\pi}{r}$. But $r = 0$ gives no physical can, so
 $r \neq 0 \Rightarrow \lambda = \frac{2\pi}{r} \Rightarrow 2\pi h + 4\pi r = 2rh \left(\frac{2\pi}{r}\right) \Rightarrow 2r = h \Rightarrow 16 = r^2(2r) \Rightarrow r = 2 \Rightarrow h = 4$;
thus $r = 2\text{cm}$ and $h = 4\text{cm}$ give the only extreme surface area of $24\pi\text{cm}^2$. Since $r = 4\text{cm}$
and $h = 1\text{cm} \Rightarrow V = 16\pi\text{cm}^3$ and $S = 40\pi\text{cm}^2$, which is a larger surface area, then
 $24\pi\text{cm}^2$ must be the minimum surface area.

Two Independent Variables with One Constraint

Exercise 9.

1. Rectangle of longest perimeter in an ellipse : *Find the dimensions of the rectangle of largest perimeter that can be inscribed in the ellipse $x^2/a^2 + y^2/b^2 = 1$ with sides parallel to the coordinate axes. What is the largest perimeter?*
2. Extrema on a circle : *Find the maximum and minimum values of $x^2 + y^2$ subject to the constraint $x^2 - 2x + y^2 - 4y = 0$.*
3. Cheapest storage tank : *Your firm has been asked to design a storage tank for liquid petroleum gas. The customer's specifications call for a cylindrical tank with hemispherical ends, and the tank is to hold 8000 m^3 of gas. The customer also wants to use the smallest amount of material possible in building the tank. What radius and height do you recommend for the cylindrical portion of the tank?*

Solution for Exercise 9

1. $P = 4x + 4y$ subject to $g(x, y) = \frac{x^2}{a^2} + \frac{y^2}{b^2} - 1 = 0$; $\nabla P = 4\mathbf{i} + 4\mathbf{j}$ and $\nabla g = \frac{2x}{a^2}\mathbf{i} + \frac{2y}{b^2}\mathbf{j}$ so that $\nabla P = \lambda \nabla g \Rightarrow 4 = \left(\frac{2x}{a^2}\right)\lambda$ and $4 = \left(\frac{2y}{b^2}\right)\lambda \Rightarrow \lambda = \frac{2a^2}{x}$ and $4 = \left(\frac{2y}{b^2}\right)\left(\frac{2a^2}{x}\right) \Rightarrow y = \left(\frac{b^2}{a^2}\right)x \Rightarrow \frac{x^2}{a^2} + \frac{\left(\frac{b^2}{a^2}\right)^2 x^2}{b^2} = 1 \Rightarrow \frac{x^2}{a^2} + \frac{b^2 x^2}{a^4} = 1 \Rightarrow (a^2 + b^2)x^2 = a^4 \Rightarrow x = \frac{a^2}{\sqrt{a^2 + b^2}}$, since $x > 0 \Rightarrow y = \left(\frac{b^2}{a^2}\right)x = \frac{b^2}{\sqrt{a^2 + b^2}} \Rightarrow \text{width} = 2x = \frac{2a^2}{\sqrt{a^2 + b^2}}$ and height $= 2y = \frac{2b^2}{\sqrt{a^2 + b^2}} \Rightarrow \text{perimeter is } P = 4x + 4y = \frac{4a^2 + 4b^2}{\sqrt{a^2 + b^2}} = 4\sqrt{a^2 + b^2}$
2. $\nabla f = 2x\mathbf{i} + 2y\mathbf{j}$ and $\nabla g = (2x - 2)\mathbf{i} + (2y - 4)\mathbf{j}$ so that $\nabla f = \lambda \nabla g = 2x\mathbf{i} + 2y\mathbf{j} = \lambda [(2x - 2)\mathbf{i} + (2y - 4)\mathbf{j}] \Rightarrow 2x = \lambda(2x - 2)$ and $2y = \lambda(2y - 4) \Rightarrow x = \frac{\lambda}{\lambda - 1}$ and $y = \frac{2\lambda}{\lambda - 1}$, $\lambda \neq 1 \Rightarrow y = 2x \Rightarrow x^2 - 2x + (2x)^2 - 4(2x) = 0 \Rightarrow x = 0$ and $y = 0$, or $x = 2$ and $y = 4$. Therefore $f(0, 0) = 0$ is the minimum value and $f(2, 4) = 20$ is the maximum value. (Note that $\lambda = 1$ gives $2x = 2x - 2$ or $0 = -2$, which is impossible.)
3. The surface area is given by $S = 4\pi r^2 + 2\pi rh$ subject to the constraint $V(r, h) = \frac{4}{3}\pi r^3 + \pi r^2 h = 8000$. Thus $\nabla S = (8\pi r + 2\pi h)\mathbf{i} + 2\pi r\mathbf{j}$ and $\nabla V = (4\pi r^2 + 2\pi rh)\mathbf{i} + \pi r^2\mathbf{j}$ so that $\nabla S = \lambda \nabla V = (8\pi r + 2\pi h)\mathbf{i} + 2\pi r\mathbf{j} = \lambda [(4\pi r^2 + 2\pi rh)\mathbf{i} + \pi r^2\mathbf{j}] \Rightarrow 8\pi r + 2\pi h = \lambda(4\pi r^2 + 2\pi rh)$ and $2\pi r = \lambda\pi r^2 \Rightarrow r = 0$ or $2 = r\lambda$. But $r \neq 0$ so $2 = r\lambda \Rightarrow \lambda = \frac{2}{r} \Rightarrow 4r + h = \frac{2}{r}(2r^2 + rh) \Rightarrow h = 0 \Rightarrow$ the tank is a sphere (there is no cylindrical part) and $\frac{4}{3}\pi r^3 = 8000 \Rightarrow r = 10\left(\frac{6}{\pi}\right)^{1/3}$.

Three Independent Variables with One Constraint

Exercise 10.

1. Maximum distance to a point : *Find the point on the sphere $x^2 + y^2 + z^2 = 4$ farthest from the point $(1, -1, 1)$.*
2. Minimum distance to the origin : *Find the points on the surface $z^2 = xy + 4$ closest to the origin.*
3. Extrema on a sphere : *Find the maximum and minimum values of*

$$f(x, y, z) = x - 2y + 5z$$

on the sphere $x^2 + y^2 + z^2 = 30$.

Solution for Exercise 10

1. Let $f(x, y, z) = (x - 1)^2 + (y + 1)^2 + (z - 1)^2$ be the square of the distance from $(1, -1, 1)$. Then $\nabla f = 2(x - 1)\mathbf{i} + 2(y + 1)\mathbf{j} + 2(z - 1)\mathbf{k}$ and $\nabla g = 2x\mathbf{i} + 2y\mathbf{j} + 2z\mathbf{k}$ so that $\nabla f = \lambda \nabla g \Rightarrow x - 1 = \lambda x$, $y + 1 = \lambda y$ and $z - 1 = \lambda z \Rightarrow x = \frac{1}{1 - \lambda}$, $y = -\frac{1}{1 - \lambda}$, and $z = \frac{1}{1 - \lambda}$ for $\lambda \neq 1 \Rightarrow \left(\frac{1}{1 - \lambda}\right)^2 + \left(\frac{-1}{1 - \lambda}\right)^2 + \left(\frac{1}{1 - \lambda}\right)^2 = 4 \Rightarrow \frac{1}{1 - \lambda} = \pm \frac{2}{\sqrt{3}} \Rightarrow x = \frac{2}{\sqrt{3}}$, $y = -\frac{2}{\sqrt{3}}$, $z = \frac{2}{\sqrt{3}}$ or $x = -\frac{2}{\sqrt{3}}$, $y = \frac{2}{\sqrt{3}}$, $z = -\frac{2}{\sqrt{3}}$. The largest value of f occurs where $x < 0$, $y > 0$, and $z < 0$ or at the point $\left(-\frac{2}{\sqrt{3}}, \frac{2}{\sqrt{3}}, -\frac{2}{\sqrt{3}}\right)$ on the sphere.
2. Let $f(x, y, z) = x^2 + y^2 + z^2$ be the square of the distance from the origin. Then $\nabla f = 2x\mathbf{i} + 2y\mathbf{j} + 2z\mathbf{k}$ and $\nabla g = 2x\mathbf{i} - 2y\mathbf{j} - 2z\mathbf{k}$ so that $\nabla f = \lambda \nabla g \Rightarrow 2x\mathbf{i} + 2y\mathbf{j} + 2z\mathbf{k} = \lambda(2x\mathbf{i} - 2y\mathbf{j} - 2z\mathbf{k}) \Rightarrow 2x = 2x\lambda$, $2y = 2y\lambda$, and $2z = -2z\lambda \Rightarrow x = 0$ or $\lambda = 1$.
- CASE 1: $\lambda = 1 \Rightarrow 2y = -2y \Rightarrow y = 0$;
 $2z = -2z \Rightarrow z = 0 \Rightarrow x^2 - 1 = 0 \Rightarrow x^2 - 1 = 0 \Rightarrow x = \pm 1$ and $y = z = 0$.
- CASE 2: $x = 0 \Rightarrow y^2 - z^2 = 1$, which has no solution.
- Therefore the points on the unit circle $x^2 + y^2 = 1$, are the points on the surface $x^2 + y^2 - z^2 = 1$ closest to the origin. The minimum distance is 1.
3. $\nabla f = \mathbf{i} - 2\mathbf{j} + 5\mathbf{k}$ and $\nabla g = 2x\mathbf{i} + 2y\mathbf{j} + 2z\mathbf{k}$ so that $\nabla f = \lambda \nabla g \Rightarrow \mathbf{i} - 2\mathbf{j} + 5\mathbf{k} = \lambda(2x\mathbf{i} + 2y\mathbf{j} + 2z\mathbf{k}) \Rightarrow 1 = 2x\lambda$, $-2 = 2y\lambda$, and $5 = 2z\lambda \Rightarrow x = \frac{1}{2\lambda}$, $y = -\frac{1}{\lambda} = -2x$, and $z = \frac{5}{2\lambda} = 5x \Rightarrow x^2 + (-2x)^2 + (5x)^2 = 30 \Rightarrow x = \pm 1$. Thus, $x = 1$, $y = -2$, $z = 5$ or $x = -1$, $y = 2$, $z = -5$. Therefore $f(1, -2, 5) = 30$ is the maximum value and $f(-1, 2, -5) = -30$ is the minimum value.

Three Independent Variables with One Constraint

Exercise 11.

1. Maximizing a product : *Find the largest product the positive numbers x , y , and z can have if $x + y + z^2 = 16$.*
2. Hottest point on a space probe : *A space probe in the shape of the ellipsoid*

$$4x^2 + y^2 + 4z^2 = 16$$

enters Earth's atmosphere and its surface begins to heat. After 1 hour, the temperature at the point (x, y, z) on the probe's surface is

$$T(x, y, z) = 8x^2 + 4yz - 16z + 600.$$

Find the hottest point on the probe's surface.

Solution for Exercise 11

1. $f(x, y, z) = xyz$ and $g(x, y, z) = x + y + z^2 - 16 = 0 \Rightarrow \nabla f = yz\mathbf{i} + xz\mathbf{j} + xy\mathbf{k}$ and $\nabla g = \mathbf{i} + \mathbf{j} + 2z\mathbf{k}$ so that $\nabla f = \lambda \nabla g \Rightarrow yz\mathbf{i} + xz\mathbf{j} + xy\mathbf{k} = \lambda(\mathbf{i} + \mathbf{j} + 2z\mathbf{k}) \Rightarrow yz = \lambda$, $xz = \lambda$, and $xy = 2z\lambda \Rightarrow yz = xz \Rightarrow z = 0$ or $y = x$. But $z > 0$ so that $y = x \Rightarrow x^2 = 2z\lambda$ and $xz = \lambda$. Then $x^2 = 2z(xz) \Rightarrow x = 0$ or $x = 2z^2$. But $x > 0$ so that $x = 2z^2 \Rightarrow y = 2z^2 \Rightarrow 2z^2 + 2z^2 + z^2 = 16 \Rightarrow z = \pm \frac{4}{\sqrt{5}}$. We use $z = \frac{4}{\sqrt{5}}$ since $z > 0$. Then $x = \frac{32}{5}$ and $y = \frac{32}{5}$ which yields $f\left(\frac{32}{5}, \frac{32}{5}, \frac{4}{\sqrt{5}}\right) = \frac{4096}{25\sqrt{5}}$.
2. $\nabla T = 16x\mathbf{i} + 4z\mathbf{j} + (4y - 16)\mathbf{k}$ and $\nabla g = 8x\mathbf{i} + 2y\mathbf{j} + 8z\mathbf{k}$ so that $\nabla T = \lambda \nabla g \Rightarrow 16x\mathbf{i} + 4z\mathbf{j} + (4y - 16)\mathbf{k} = \lambda(8x\mathbf{i} + 2y\mathbf{j} + 8z\mathbf{k}) \Rightarrow 16x = 8x\lambda$, $4z = 2y\lambda$, and $4y - 16 = 8z\lambda \Rightarrow \lambda = 2$ or $x = 0$.
- CASE 1: $\lambda = 2 \Rightarrow 4z = 2y(2) \Rightarrow z = y$. Then $4z - 16 = 16z \Rightarrow z = -\frac{4}{3} \Rightarrow y = -\frac{4}{3}$. Then $4x^2 + (-\frac{4}{3})^2 + 4(-\frac{4}{3})^2 = 16 \Rightarrow x = \pm \frac{4}{3}$.
- CASE 2: $x = 0 \Rightarrow \lambda = \frac{2z}{y} \Rightarrow 4y - 16 = 8z\left(\frac{2z}{y}\right) \Rightarrow y^2 - 4y = 4z^2 \Rightarrow 4(0)^2 + y^2 + (y^2 - 4y) - 16 = 0 \Rightarrow y^2 - 2y - 8 = 0 \Rightarrow (y - 4)(y + 2) = 0 \Rightarrow y = 4$ or $y = -2$. Now $y = 4 \Rightarrow 4z^2 = 4^2 - 4(4) \Rightarrow z = 0$ and $y = -2 \Rightarrow 4z^2 = (-2)^2 - 4(-2) \Rightarrow z = \pm\sqrt{3}$.
- The temperature are $T\left(\pm\frac{4}{3}, -\frac{4}{3}, -\frac{4}{3}\right) = 642\frac{2}{3}^\circ$, $T(0, 4, 0) = 600^\circ$, $T(0, -2, \sqrt{3}) = (600 - 24\sqrt{3})^\circ$, and $T(0, -2, -\sqrt{3}) = (600 + 24\sqrt{3})^\circ \approx 641.6^\circ$. Therefore $\left(\pm\frac{4}{3}, -\frac{4}{3}, -\frac{4}{3}\right)$ are the hottest points on the space probe.

Exercise 12.

1. Extreme temperatures on a sphere : *Suppose that the Celsius temperature at the point (x, y, z) on the sphere $x^2 + y^2 + z^2 = 1$ is $T = 400xyz^2$. Locate the highest and lowest temperatures on the sphere.*
2. Locating a radio telescope : *You are in charge of erecting a radio telescope on a newly discovered planet. To minimize interference, you want to place it where the magnetic field of the planet is weakest. The planet is spherical, with a radius of 6 units. Based on a coordinate system whose origin is at the center of the planet, the strength of the magnetic field is given by*

$$M(x, y, z) = 6x - y^2 + xz + 60.$$

Where should you locate the radio telescope?

Solution for Exercise 12

1. $\nabla T = 400yz^2\mathbf{i} + 400xz^2\mathbf{j} + 800xyz\mathbf{k}$ and $\nabla g = 2x\mathbf{i} + 2y\mathbf{j} + 2z\mathbf{k}$ so that $\nabla T = \lambda\nabla g \Rightarrow 400yz^2\mathbf{i} + 400xz^2\mathbf{j} + 800xyz\mathbf{k} = \lambda(2x\mathbf{i} + 2y\mathbf{j} + 2z\mathbf{k}) \Rightarrow 400yz^2 = 2xy$, $400xz^2 = 2y\lambda$, and $800xyz = 2z\lambda$. Solving this system yields the points $(0, \pm 1, 0)$, $(\pm 1, 0, 0)$, and $(\pm \frac{1}{2}, \pm \frac{1}{2}, \pm \frac{\sqrt{2}}{2})$. The corresponding temperatures are $T(0, \pm 1, 0) = 0$, $T(\pm 1, 0, 0) = 0$, and $T(\pm \frac{1}{2}, \pm \frac{1}{2}, \pm \frac{\sqrt{2}}{2}) = \pm 50$. Therefore 50 is the maximum temperature at $(\frac{1}{2}, \frac{1}{2}, \pm \frac{\sqrt{2}}{2})$ and $(-\frac{1}{2}, -\frac{1}{2}, \pm \frac{\sqrt{2}}{2})$; -50 is the minimum temperature at $(\frac{1}{2}, -\frac{1}{2}, \pm \frac{\sqrt{2}}{2})$ and $(-\frac{1}{2}, \frac{1}{2}, \pm \frac{\sqrt{2}}{2})$.
2. $\nabla M = (6+z)\mathbf{i} - 2y\mathbf{j} + x\mathbf{k}$ and $\nabla g = 2x\mathbf{i} + 2y\mathbf{j} + 2z\mathbf{k}$ so that $\nabla M = \lambda\nabla g \Rightarrow (6+z)\mathbf{i} - 2y\mathbf{j} + x\mathbf{k} = \lambda(2x\mathbf{i} + 2y\mathbf{j} + 2z\mathbf{k}) \Rightarrow 6+z = 2x\lambda$, $-2y = 2y\lambda$, $x = 2z\lambda \Rightarrow \lambda = -1$ or $y = 0$.
- CASE 1: $\lambda = -1 \Rightarrow 6+z = -2x$ and $x = -2z \Rightarrow 6+z = -2(-2z) \Rightarrow z = 2$ and $x = -4$. Then $(-4)^2 + y^2 + 2^2 - 36 = 0 \Rightarrow y = \pm 4$.
- CASE 2: $y = 0$, $6+z = 2x\lambda$, and $x = 2z\lambda \Rightarrow \lambda = \frac{x}{2z} \Rightarrow 6+z = 2x(\frac{x}{2z}) \Rightarrow 6z + z^2 = x^2 \Rightarrow (6z + z^2) + 0^2 + z^2 = 36 \Rightarrow z = -6$ or $z = 3$. Now $z = -6 \Rightarrow x^2 = 0 \Rightarrow x = 0$; $z = 3 \Rightarrow x^2 = 27 \Rightarrow x = \pm 3\sqrt{3}$.
- Therefore we have the points $(\pm 3\sqrt{3}, 0, 3)$, $(0, 0, -6)$, and $(-4, \pm 4, 2)$. Then $M(3\sqrt{3}, 0, 3) = 27\sqrt{3} + 60 \approx 106.8$, $M(-3\sqrt{3}, 0, 3) = 60 - 27\sqrt{3} \approx 13.2$, $M(0, 0, -6) = 60$, and $M(-4, 4, 2) = 12 = M(-4, -4, 2)$. Therefore, the weakest field is at $(-4, \pm 4, 2)$.

Extreme Values Subject to Two Constraints

Exercise 13.

1. Maximize the function $f(x, y, z) = x^2 + 2y - z^2$ subject to the constraints $2x - y = 0$ and $y + z = 0$.
2. Minimum distance to the origin : Find the point closest to the origin on the line of intersection of the planes $y + 2z = 12$ and $x + y = 6$.
3. (a) Maximum on line of intersection : Find the maximum value of $w = xyz$ on the line of intersection of the two planes $x + y + z = 40$ and $x + y - z = 0$.
(b) Give a geometric argument to support your claim that you have found a maximum, and not a minimum, value of w .
4. Minimum distance to the origin : Find the point closest to the origin on the curve of intersection of the plane $2y + 4z = 5$ and the cone $z^2 = 4x^2 + 4y^2$.

Solution for (1.) and (2.) in Exercise 13

1. Let $g_1(x, y, z) = 2x - y = 0$ and $g_2(x, y, z) = y + z = 0 \Rightarrow \nabla g_1 = 2\mathbf{i} - \mathbf{j}$, $\nabla g_2 = \mathbf{j} + \mathbf{k}$, and $\nabla f = 2x\mathbf{i} + 2\mathbf{j} - 2z\mathbf{k}$ so that $\nabla f = \lambda \nabla g_1 + \mu \nabla g_2 \Rightarrow 2x\mathbf{i} + 2\mathbf{j} - 2z\mathbf{k} = \lambda(2\mathbf{i} - \mathbf{j}) + \mu(\mathbf{j} + \mathbf{k}) \Rightarrow 2x\mathbf{i} + 2\mathbf{j} - 2z\mathbf{k} = 2\lambda\mathbf{i} + (\mu - \lambda)\mathbf{j} + \mu\mathbf{k} \Rightarrow 2x = 2\lambda$, $2 = \mu - \lambda$, and $-2z = \mu \Rightarrow x = \lambda$. Then $2 = -2z - x \Rightarrow x = -2z - 2$ so that $2x - y = 0 \Rightarrow 2(-2z - 2) - y = 0 \Rightarrow -4z - 4 - y = 0$. This equation coupled with $y + z = 0$ implies $z = -\frac{4}{3}$ and $y = \frac{4}{3}$. Then $x = \frac{2}{3}$ so that $(\frac{2}{3}, \frac{4}{3}, -\frac{4}{3})$ is the point that gives the maximum value $f(\frac{2}{3}, \frac{4}{3}, -\frac{4}{3}) = (\frac{2}{3})^2 + 2(\frac{4}{3}) - (-\frac{4}{3})^2 = \frac{4}{3}$.
2. Let $f(x, y, z) = x^2 + y^2 + z^2$ be the square of the distance from the origin. We want to minimize $f(x, y, z)$ subject to the constraints $g_1(x, y, z) = y + 2z - 12 = 0$ and $g_2(x, y, z) = x + y - 6 = 0$. Thus $\nabla f = 2x\mathbf{i} + 2y\mathbf{j} + 2z\mathbf{k}$, $\nabla g_1 = \mathbf{j} + 2\mathbf{k}$, and $\nabla g_2 = \mathbf{i} + \mathbf{j}$ so that $\nabla f = \lambda \nabla g_1 + \mu \nabla g_2 \Rightarrow 2x = \mu$, $2y = \lambda + \mu$, and $2z = 2\lambda$. Then $0 = y + 2z - 12 = (\frac{\lambda}{2} + \frac{\mu}{2}) + 2\lambda - 12 \Rightarrow \frac{5}{2}\lambda + \frac{1}{2}\mu = 12 \Rightarrow 5\lambda + \mu = 24$;
 $0 = x + y - 6 = \frac{\mu}{2} + (\frac{\lambda}{2} + \frac{\mu}{2}) - 6 \Rightarrow \frac{1}{2}\lambda + \mu = 6 \Rightarrow \lambda + 2\mu = 12$. Solving these two equations for λ and μ gives $\lambda = 4$ and $\mu = 4 \Rightarrow x = \frac{\mu}{2} = 2$, $y = \frac{\lambda + \mu}{2} = 4$, and $z = \lambda = 4$. The point $(2, 4, 4)$ on the line of intersection is closest to the origin. (There is no maximum distance from the origin since points on the line can be arbitrary far away.)

Solution for (3.) in Exercise 13

3. (a) Let $g_1(x, y, z) = x + y + z - 40 = 0$ and $g_2(x, y, z) = x + y - z = 0 \Rightarrow \nabla g_1 = \mathbf{i} + \mathbf{j} + \mathbf{k}$, $\nabla g_2 = \mathbf{i} + \mathbf{j} - \mathbf{k}$, and $\nabla w = yz\mathbf{j} + xz\mathbf{j} + xy\mathbf{k}$ so that $\nabla w = \lambda\nabla g_1 + \mu\nabla g_2 \Rightarrow yz\mathbf{i} + xz\mathbf{j} + xy\mathbf{k} = \lambda(\mathbf{i} + \mathbf{j} + \mathbf{k}) + \mu(\mathbf{i} + \mathbf{j} - \mathbf{k}) \Rightarrow yz = \lambda + \mu$, $xz = \lambda + \mu$, and $xy = \lambda - \mu \Rightarrow yz = xz \Rightarrow z = 0$ or $y = x$.
- CASE 1: $z = 0 \Rightarrow x + y = 40$ and $x + y = 0 \Rightarrow$ no solution.
- CASE 2: $x = y \Rightarrow 2x + z - 40 = 0$ and $2x - z = 0 \Rightarrow z = 20 \Rightarrow x = 10$ and $y = 10 \Rightarrow w = (10)(10)(20) = 2000$
- (b) $\mathbf{n} = \begin{vmatrix} \mathbf{i} & \mathbf{j} & \mathbf{k} \\ 1 & 1 & 1 \\ 1 & 1 & -1 \end{vmatrix} = -2\mathbf{i} + 2\mathbf{j}$ is parallel to the line of intersection \Rightarrow the line is $x = -2t + 10$, $y = 2t + 10$, $z = 20$. Since $z = 20$, we see that $w = xyz = (-2t + 10)(2t + 10)(20) = (-4t^2 + 100)(20)$ which has its maximum when $t = 0 \Rightarrow x = 10$, $y = 10$, and $z = 20$.

Solution for (4.) in Exercise 13

4. Let $f(x, y, z) = x^2 + y^2 + z^2$ be the square of the distance from the origin. We want to minimize $f(x, y, z)$ subject to the constraints $g_1(x, y, z) = 2y + 4z - 5 = 0$ and $g_2(x, y, z) = 4x^2 + 4y^2 - z^2 = 0$. Thus $\nabla f = 2x\mathbf{i} + 2y\mathbf{j} + 2z\mathbf{k}$, $\nabla g_1 = 2\mathbf{j} + 4\mathbf{k}$, and $\nabla g_2 = 8x\mathbf{i} + 8y\mathbf{j} - 2z\mathbf{k}$ so that
- $$\nabla f = \lambda \nabla g_1 + \mu \nabla g_2 \Rightarrow 2x\mathbf{i} + 2y\mathbf{j} + 2z\mathbf{k} = \lambda(2\mathbf{j} + 4\mathbf{k}) + \mu(8x\mathbf{i} + 8y\mathbf{j} - 2z\mathbf{k}) \Rightarrow 2x = 8x\mu,$$
- $$2y = 2\lambda + 8y\mu, \text{ and } 2z = 4\lambda - 2z\mu \Rightarrow x = 0 \text{ or } \mu = \frac{1}{4}.$$
- CASE 1: $x = 0 \Rightarrow 4(0)^2 + 4y^2 - z^2 = 0 \Rightarrow z = \pm 2y \Rightarrow 2y + 4(2y) - 5 = 0 \Rightarrow y = \frac{1}{2}$, or $2y + 4(-2y) - 5 = 0 \Rightarrow y = -\frac{5}{6}$ yielding the points $(0, \frac{1}{2}, 1)$ and $(0, -\frac{5}{6}, \frac{5}{3})$.
- CASE 2:
 $\mu = \frac{1}{4} \Rightarrow y = \lambda + y \Rightarrow \lambda = 0 \Rightarrow 2z = 4(0) - 2z(\frac{1}{4}) \Rightarrow z = 0 \Rightarrow 2y + 4(0) = 5 \Rightarrow y = \frac{5}{2}$
and $(0)^2 = 4x^2 + 4(\frac{5}{2})^2 \Rightarrow$ no solution.
- Then $f(0, \frac{1}{2}, 1) = \frac{5}{4}$ and $f(0, -\frac{5}{6}, \frac{5}{3}) = 25(\frac{1}{36} + \frac{1}{9}) = \frac{125}{36} \Rightarrow$ the point $(0, \frac{1}{2}, 1)$ is closest to the origin.

Exercise 14.

A least squares plane : *The plane $z = Ax + By + C$ is to be fitted to the following points (x_k, y_k, z_k) :*

$$(0, 0, 0), \quad (0, 1, 1), \quad (1, 1, 1), \quad (1, 0, -1).$$

Find the values of $A, B,$ and C that minimize

$$\sum_{k=1}^4 (Ax_k + By_k + C - z_k)^2,$$

the sum of the squares of the deviations.

Solution for Exercise 14

1. Let $f(A, B, C) = \sum_{k=1}^4 (Ax_k + By_k + C - z_k)^2 = C^2 + (B + C - 1)^2 + (A + B + C - 1)^2 + (A + C + 1)^2$. We want to minimize f . Then $f_A(A, B, C) = 4A + 2B + 4C$, $f_B(A, B, C) = 2A + 4B + 4C - 4$, and $f_C(A, B, C) = 4A + 4B + 8C - 2$. Set each partial derivative equal to 0 and solve the system to get $A = -\frac{1}{2}$, $B = \frac{3}{2}$, and $C = -\frac{1}{4}$ or the critical point of f is $(-\frac{1}{2}, \frac{3}{2}, -\frac{1}{4})$.

Exercise 15.

- (a) Maximum on a sphere : *Show that the maximum value of $a^2b^2c^2$ on a sphere of radius r centered at the origin of a Cartesian abc -coordinate system is $(r^2/3)^3$.*
- (b) Geometric and arithmetic means : *Using part (a), show that for nonnegative numbers $a, b,$ and $c,$*

$$(abc)^{\frac{1}{3}} \leq \frac{a + b + c}{3};$$

that is, the geometric means of three nonnegative numbers is less than or equal to their arithmetic mean.

- (c) Sum of products : *Let a_1, a_2, \dots, a_n be n positive numbers. Find the maximum of $\sum_{i=1}^n a_i x_i$ subject to the constraint $\sum_{i=1}^n x_i^2 = 1$.*

Solution for Exercise 15

- (a) Maximize $f(a, b, c) = a^2 b^2 c^2$ subject to $a^2 + b^2 + c^2 = r^2$. Thus $\nabla f = 2ab^2c^2\mathbf{i} + 2a^2bc^2\mathbf{j} + 2a^2b^2c\mathbf{k}$ and $\nabla g = 2a\mathbf{i} + 2b\mathbf{j} + 2c\mathbf{k}$ so that $\nabla f = \lambda \nabla g \Rightarrow 2ab^2c^2 = 2a\lambda$, $2a^2bc^2 = 2b\lambda$, and $2a^2b^2c = 2c\lambda \Rightarrow 2a^2b^2c^2 = 2a^2\lambda = 2b^2\lambda = 2c^2\lambda \Rightarrow \lambda = 0$ or $a^2 = b^2 = c^2$.
CASE 1: $\lambda = 0 \Rightarrow a^2 b^2 c^2 = 0$.
CASE 2: $a^2 = b^2 = c^2 \Rightarrow f(a, b, c) = a^2 a^2 a^2$ and $3a^2 = r^2 \Rightarrow f(a, b, c) = \left(\frac{r^2}{3}\right)^3$ is the maximum value.
- (b) The point $(\sqrt{a}, \sqrt{b}, \sqrt{c})$ is on the sphere if $a + b + c = r^2$. Moreover, by part (a), $abc = f(\sqrt{a}, \sqrt{b}, \sqrt{c}) \leq \left(\frac{r^2}{3}\right)^3 \Rightarrow (abc)^{1/3} \leq \frac{r^2}{3} = \frac{a+b+c}{3}$, as claimed.
- (c) Let $f(x_1, x_2, \dots, x_n) = \sum_{i=1}^n a_i x_i = a_1 x_1 + a_2 x_2 + \dots + a_n x_n$ and $g(x_1, x_2, \dots, x_n) = x_1^2 + x_2^2 + \dots + x_n^2 - 1$. Then we want $\nabla f = \lambda \nabla g \Rightarrow a_1 = \lambda(2x_1)$, $a_2 = \lambda(2x_2), \dots, a_n = \lambda(2x_n)$,
 $\lambda \neq 0 \Rightarrow x_i = \frac{a_i}{2\lambda} \Rightarrow \frac{a_1^2}{4\lambda^2} + \frac{a_2^2}{4\lambda^2} + \dots + \frac{a_n^2}{4\lambda^2} = 1 \Rightarrow 4\lambda^2 = \sum_{i=1}^n a_i^2 \Rightarrow 2\lambda = \left(\sum_{i=1}^n a_i^2\right)^{1/2} \Rightarrow$
 $f(x_1, x_2, \dots, x_n) = \sum_{i=1}^n a_i x_i = \sum_{i=1}^n a_i \left(\frac{a_i}{2\lambda}\right) = \frac{1}{2\lambda} \sum_{i=1}^n a_i^2 = \left(\sum_{i=1}^n a_i^2\right)^{1/2}$ is the maximum value.

References

1. M.D. Weir, J. Hass and F.R. Giordano, Thomas' Calculus, 11th Edition, Pearson Publishers.
2. N. Piskunov, Differential and Integral Calculus, Vol I & II (Translated by George Yankovsky).
3. S.C. Malik and Savitha Arora, Mathematical Analysis, New Age Publishers.
4. R. G. Bartle, D. R. Sherbert, Introduction to Real Analysis, Wiley Publishers.